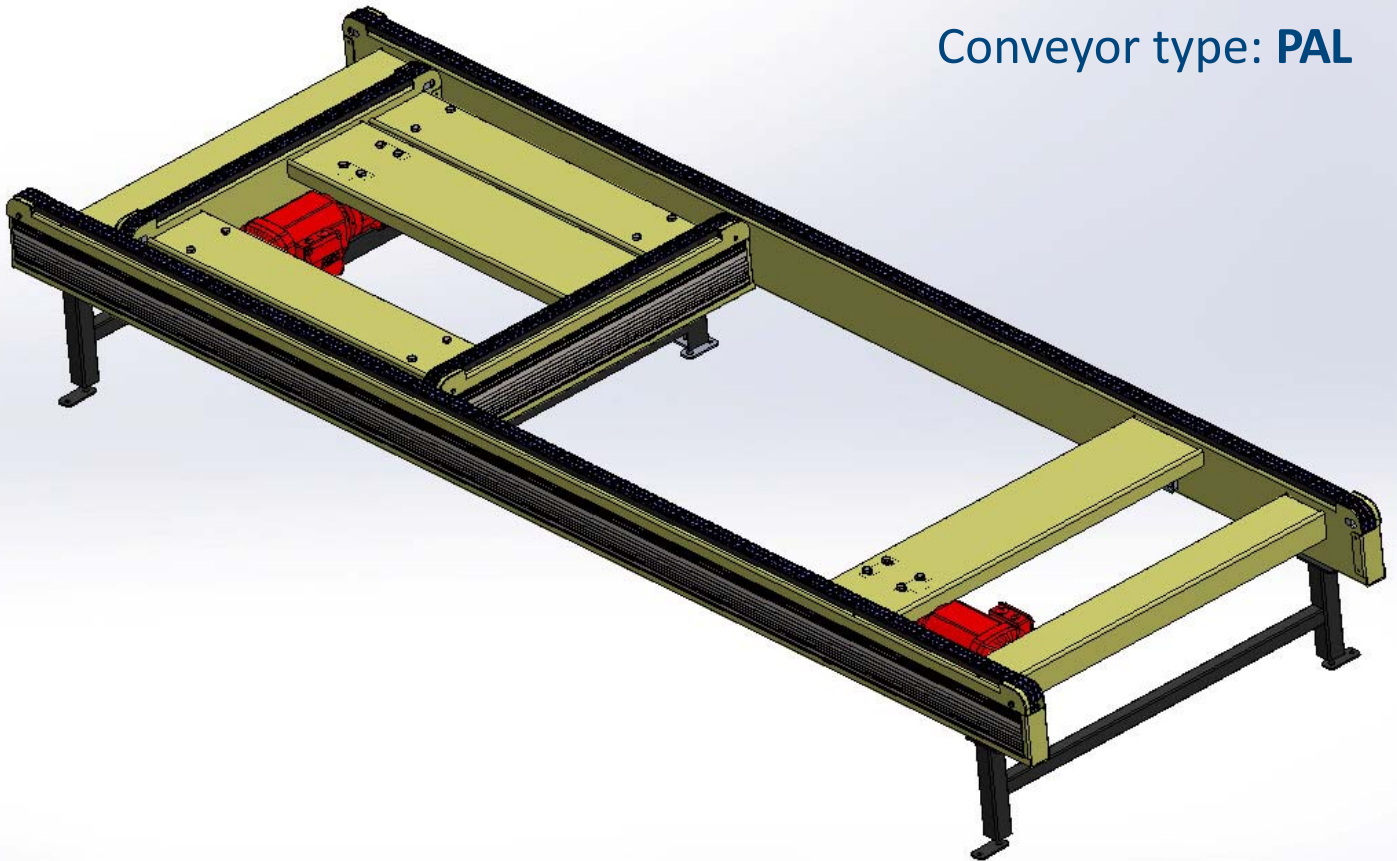




## Pallet conveyor

Conveyor type: PAL



The **PAL** chain conveyor is a conveyor mainly for pallet handling.

The conveyor use 5/8" duplex chain to avoid any pinch points in the chain but still being able to carry heavy loads. The drive is reversible and can be placed anywhere along the conveyor.

The return chain and sprockets are enclosed.

The conveyor is safe to be used in a non enclosed working environment where people are working around them.

The conveyor can be made in a two or three strand configuration.



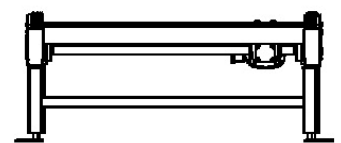
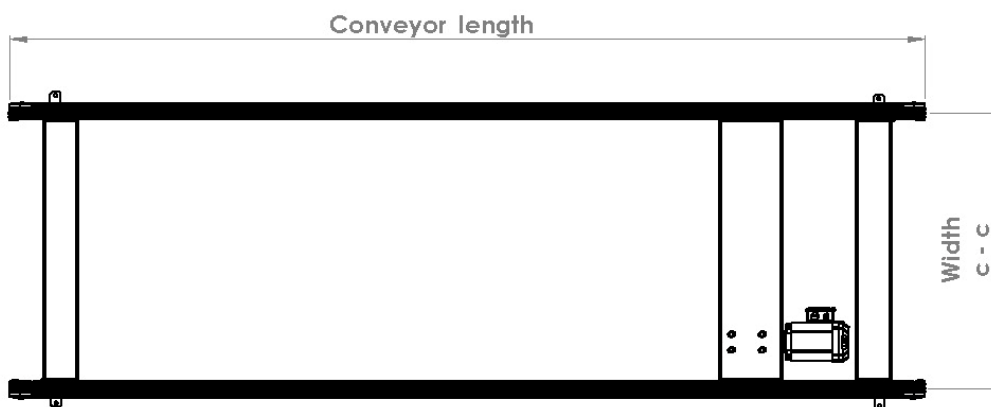
### Options

- 90° transfer conveyor
- Legs
- Pneumatic stops
- Pallet turning device
- Pallet stackers
- Pallet dispenser

### Specifications

### PAL

Chain	5/8" duplex
Strand width C-C	500—2000mm
Conveyor Length	0.8—20m
Load capacity	10000 kg
Speed	4—20 m/min
Leg height	220-1200mm



**THIRDLINE Pty Ltd**  
 sales@thirdline.com.au  
 www.thirdline.com.au

111 Wendouree Crescent  
 Westlake QLD 4074

Phone: +61(0)7 3102 4090  
 Fax: +61(0)7 3102 4833